

Some of the finest examples of travel photography include modern architecture. These buildings are often considered artful to the local cityscape. You have more leeway to become artistic with modern architecture.

PRINT SIZE: A5  
14cm x 21cm /  
5.83" x 8.27"

### FIND AN UNIQUE POINT OF VIEW




Modern architecture is much like modern art. It incorporates many lines and curves. Find a pleasing composition that utilizes these assets. Finding the unique angle is a big plus. Don't forget to include hints to the location. Using odd color schemes may limit the salability of a travel photo. Warm colors tend to be better received than cooler colors. **PRO TIP:** A good way to indicate location is capturing the local language or actual location name into the photo.

### MIX IT UP TO BRING IT UP





A tried and effective technique for travel photography and modern architecture is to juxtapose the new with the old. The key to success is to keep interesting. Use great composition technique. Make sure to feature the modern architecture.

### USE PEOPLE



Incorporating people into a travel photograph is always a good way to add perspective and a sense of proportion. Make sure they don't overwhelm the building as the subject.

### TRY THE SEMI-ABSTRACT



Capturing a semi-abstract look is a great way to showcase modern architecture. Use strong shapes. Find the angle where the lighting accentuates the shape.